




**1** Remove the original cooler from the VGA card and then clean the GPU surface.




**2** Apply an appropriate amount of thermal grease on the GPU.



**3** Insert the 2 white push pins into the holes.




**4** Place the cooler on the GPU, push the pins into the VGA card and check if it is secured.



**5** Choose a fan cover and tighten with screws.



**6** Remove RAM heatsink stickers and then stick heatsinks to appropriate positions.



**7** Connect the connector to the VGA card. If the VGA card does not support the 3-pin connector, please use the supplied cable (3-pin to 4-pin) to connect the power supply